

HOW TO USE YOUR REO PLAN


1: TŌ awa / YOUR RIVER

We recommend reflecting on your journey with te reo Māori using the metaphor of an awa. Where does your river spring from? when or where were the calm periods? the rapids? the waterfalls? the dry patches?

Start as far back as you like - from your parents, grandparents, or even longer ago. the story is yours to tell.

Connecting your reo journey to an awa can help see how far you've come already, who or what you can mihi to, and maybe even help predict where you hope to go.

The awa page is designed to be cut up and remade in the order that makes sense for you and your journey. You can also draw your own - kei a koe te tikanga!



2: WHĀINGA MATUA / PRIMARY GOAL

Why are you interested in te reo Māori? What do you want to achieve?

When you know your 'why', this can help to guide your Whāinga Matua/Primary Goal.

TAUIRA / EXAMPLE

Why? because it is the reo of my ancestors

Whāinga matua: to use te reo with my whānau and friends on a daily basis

3: WHĀINGA Ā-MARAMA / MONTHLY GOALS

if you were to break your whāinga matua up in to smaller, more manageable pieces, what could that look like?

Either map the whole year in one go, or start with a few monthly goals and after trying it out and reflecting on how you went - continue from there.

TAUIRA / EXAMPLE

Whāinga matua: to use reo with my whānau every day

- Māehe: breakfast
- Āpereira: bath time
- Mei: bed time

WHY ARE YOU INTERESTED IN TE REO MĀORI? WHAT DO YOU WANT TO ACHIEVE?

**WHĀINGA MATUA:
PRIMARY GOAL**

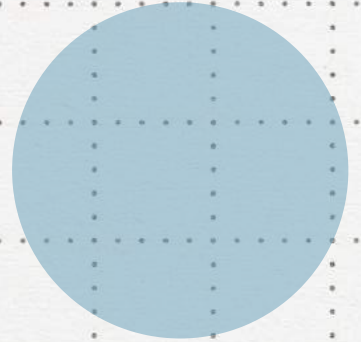
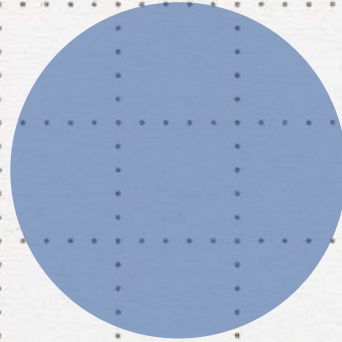
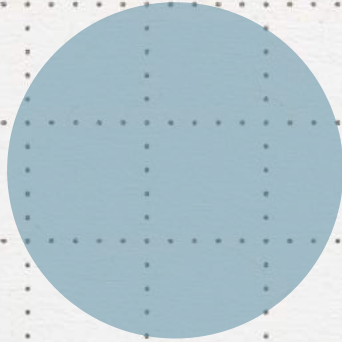
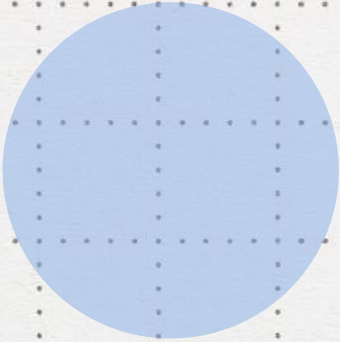
WHĀINGA Ā-MARAMA// MONTHLY GOALS

MAEHE

ĀPEREIRA

MEI

HUNE

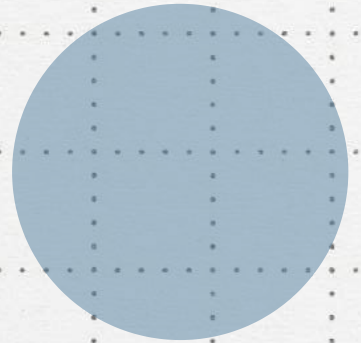
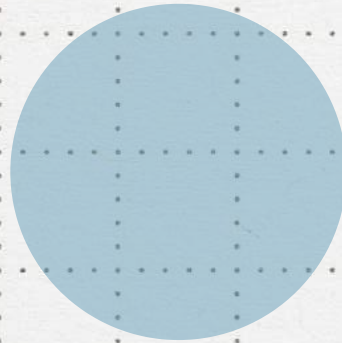

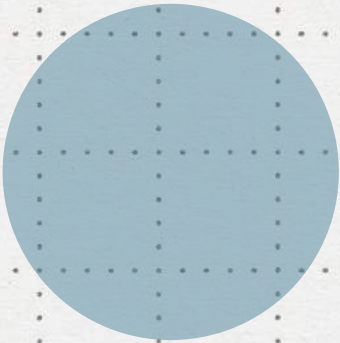


HŪRAE

ĀKUHATA

HEPETĒMA

OKETOPA

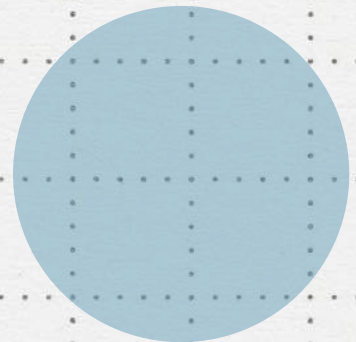
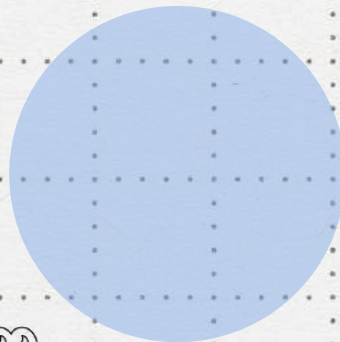
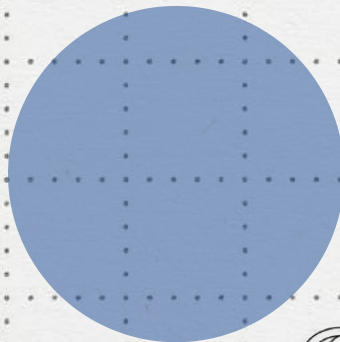


NOEMA

TĪHEMA

HĀNUERE

PĒPUERE



4: WHĀINGA Ā-MARAMA / MONTHLY GOAL BREAKDOWN

Use one sheet per month to expand on how you will work towards your goal.

Be specific about when, where, who and why and use that to feed in to what you will do.

make sure you include INPUT as well as OUTPUT and how you'll celebrate!

TAUIRA / EXAMPLE

whāinga matua: to use reo with my whānau every day

Māehe: breakfast

- Ki hea? In the kitchen
- Mā wai? everybody
- Why is this important? it's a time of day when we are all together

What will I watch/read/listen to/say/write?

- Watch: 'He Rourou' on demand on Māori TV.
- Read: Kuwi and Friends Picture Dictionary, Māori at Home
- Listen: Karakia kai by Reo Māori Mai on Instagram.
- Say: Karakia kai before breakfast every day, use these phrases: "he ___ māu?"
"āe, he ___ māku", "hōmai te ___", "he tāwaha/reka tēnei kai"
- Write: labels for things in the kitchen, shopping lists in te reo Māori.

WHĀINGA Ā-MARAMA:

GOAL

DATE ___ - ___ - ___

mā wai?

FOR WHO? WHEN AND WHERE/ WITH WHO WILL YOU USE TE REO?

KI HEA?

TIMES PLACES OR CONTEXTS

HE AHA AI?

WHY IS THIS IMPORTANT?

WHAT WILL YOU ...WATCH, READ, LISTEN? (INPUT) SAY, WRITE? (OUTPUT)



me WHAKANUI!

★ LET'S CELEBRATE! ★



Reo Māori Mai
Together through te reo